



EMERGENCY PROCEDURES

 **Sheriff**
(562) 863-8711

 **Campus Safety**
(562) 902-3333

Active Shooter



RUN: LEAVE YOUR BELONGINGS BEHIND. IF THERE IS AN ESCAPE PATH, ATTEMPT TO EVACUATE. HELP OTHERS IF POSSIBLE.

HIDE: IF YOU CANNOT GET OUT SAFELY, HIDE. LOCK OR BARRICADE THE DOOR, SILENCE YOUR CELL PHONE AND STAY QUIET. BE AWARE OF YOUR SURROUNDINGS AND KNOW OPTIONS FOR ESCAPE.

FIGHT: AS A LAST RESORT, AND ONLY IF YOUR LIFE IS IN DANGER, YOU MAY NEED TO ATTEMPT TO INCAPACITATE THE SHOOTER. WORK IN UNISON IF OTHERS ARE WITH YOU. ACT WITH PHYSICAL AGGRESSION AND USE IMPROVISED WEAPONS IF ABLE.

Bomb Threat



REPORT ALL THREATENING CALLS TO THE SHERIFF AT (562) 863-8711 AND CAMPUS SAFETY AT (562) 902-3333


Ask caller:

- WHEN IS THE BOMB GOING TO EXPLODE? WHERE IS THE BOMB? WHAT KIND OF BOMB IS IT? WHAT DOES IT LOOK LIKE? WHY DID YOU PLACE THE BOMB?
- BE ATTENTIVE TO CALLER FOR RECALL WHEN QUESTIONED BY THE POLICE.

If suspicious object is found

- DO NOT HANDLE – DIAL 911.

Earthquake



DROP, COVER, HOLD UNDER A TABLE OR DESK OR OTHER OBJECT UNTIL SHAKING STOPS. PROTECT HEAD AND NECK. DO NOT STAND IN A DOORWAY AND DO NOT RUN OUT OF THE BUILDING WHILE IT IS SHAKING.

- AFTER SHAKING STOPS, CHECK YOURSELF AND OTHERS FOR INJURIES.

MOVE TOWARDS THE NEAREST EXIT AND EVACUATE TO A SAFE LOCATION AWAY FROM BUILDINGS, TREES, STREETLIGHTS, AND OVERHANGS.

MAKE YOUR WAY TO DESIGNATED EVACUATION AREA. FOLLOW DIRECTIONS GIVEN BY BUILDING COORDINATORS OR CAMPUS SAFETY AND BE PREPARED FOR AFTERSHOCKS.

Evacuation



- USE NEAREST EXIT
- FOLLOW DIRECTIONS GIVEN BY BUILDING COORDINATORS OR CAMPUS SAFETY.
- GO TO DESIGNATED EVACUATION POINT AND DO NOT RETURN TO BUILDING UNTIL INSTRUCTED TO DO SO.
- ASSIST PERSONS WITH ACCESS AND FUNCTIONAL NEEDS.
- EVERY PERSON MUST EVACUATE THE BUILDING.
- STAY AT LEAST 25 FT. AWAY FROM BUILDINGS, TREES, AND OTHER OBJECTS.

Medical



- CALL 911.
- BE READY TO DESCRIBE THE NATURE AND SEVERITY OF MEDICAL PROBLEM AND PROVIDE ESTIMATED AGE/ GENDER.
- LOOK FOR EMERGENCY MEDICAL ID.
- RENDER FIRST AID/CPR IF TRAINED.
- KEEP VICTIM STILL AND COMFORTABLE.


Hazardous Waste



- IF AN IMMEDIATE HAZARD OR EMERGENCY EXISTS, CALL 911.
- IF CONTAMINATED, REMOVE CLOTHING AND RINSE WITH WATER FOR 15 MINUTES.
- MOVE AWAY OR EVACUATE IF THERE IS A HEALTH RISK. NOTIFY OTHERS AND CLOSE DOORS AS YOU LEAVE.
- FOR SMALL SPILLS, THOSE NOT INVOLVING IMMEDIATE DANGER, CONFINE AND CONTAIN SPILL IF TRAINED AND CALL CAMPUS SAFETY (562) 902-3333.

REFER TO SAFETY DATA SHEET (SDS) FOR FURTHER INSTRUCTIONS.

Utility Failure



POWER OUTAGE

- STAY AWAY FROM DOWNED POWER LINES.
- REMAIN CALM, AWAIT INSTRUCTIONS FROM CAMPUS SAFETY AND UNIVERSITY OFFICIALS.
- TURN OFF AND UNPLUG COMPUTERS AND OTHER EQUIPMENT.

GAS LEAK

- IF YOU SUSPECT A GAS LEAK OR SMELL GAS CONTACT 1 (800) 427-2200

Fire



- ACTIVATE NEAREST FIRE ALARM AND CALL 911.
- EVACUATE THE BUILDING AND NOTIFY OCCUPANTS AS YOU LEAVE.
- DO NOT RETURN UNTIL AUTHORIZED BY EMERGENCY PERSONNEL.

FIRE EXTINGUISHER INSTRUCTIONS IF TRAINED:



- P** PULL SAFETY PIN FROM HANDLE.
- A** AIM NOZZLE AT BASE OF FIRE.
- S** SQUEEZE THE TRIGGER HANDLE.
- S** SWEEP FROM SIDE TO SIDE (WATCH FOR RE-FLASH)

